

bigrep **STUDIO**



GRADUATE FROM DESKTOP.
GET **INDUSTRIAL.**



bigrep STUDIO G2



bigrep **STUDIO**


CREATE **DURABLE** LARGE-FORMAT PARTS **EFFICIENTLY &** **AFFORDABLY**

The BigRep STUDIO is an easy-to-use, large-format 3D printer specially designed for industrial applications using engineering-grade materials. With a sleek, space-conscious body, perfect for the production of quality parts in any setting, the STUDIO is optimal for any workspace, from the office to the factory floor. Whether it's prototypes, factory tooling or end-use parts, the BigRep STUDIO is a durable and cost-effective tool way to manufacture large-format, quality parts.

The BigRep STUDIO boasts a generous build volume of **1000 x 500 x 500 mm**, 10 times that of standard desktop 3D printers. Featuring a fully enclosed build envelope and temperature-controlled filament chamber, the fast-heating STUDIO produces incredible results with advanced materials. Its high-flow **Studio Dual Extruder (SDX)** is equipped with two nozzles (either 0.6 or 1.0 mm diameter) optimal for printing geometrically complex parts with ASA, ABS, water-soluble support, and abrasive materials like carbon-fiber reinforced plastic quickly and reliably.

Based on proven technology, BigRep's STUDIO 3D printing systems were awarded the prestigious 2018 German Innovation Award. Building on those capabilities the STUDIO, **specially designed for printing with abrasive engineering-grade materials**, is the ideal German-engineered 3D printer and a proven tool for industrial professionals to bring their innovative designs to life.

RELIABLE PRINTING IN LARGE-FORMAT FOR **ENGINEERING-GRADE MATERIALS**



Studio Dual Extruder (SDX)

The Best-In-Class Print Heads

The Studio Dual Extruder (SDX) is a high-flow, dual extruder housed within a single body. It is equipped with two nozzles (0.6 or 1.0 mm diameter) optimal for printing geometrically complex parts with ASA, PETG, water-soluble support, and abrasive materials like carbon-fiber reinforced plastic quickly and reliably.



Fully Enclosed Environment

The Insulated Build Envelope

The STUDIO's fully enclosed, temperature-controlled build envelope is the perfect environment for materials with sensitive environmental requirements. It provides users with safe and easy access to the print bed and the ability to visually monitor the printing process in a contained space. Environmental features like auto-pause upon opening the envelope ensure a smooth and safe printing process.



Modular Temperature Controls

The Heated Filament Chamber

The heated filament chamber integrated into the STUDIO ensures that engineering-grade materials remain dry in a consistently controlled environment for best-in-class quality. Going beyond industry standards the filament chamber, print bed and build envelope each feature independent temperature controls.



The BigRep STUDIO is specially designed to print large-format parts with engineering-grade materials. Consistently delivering high-quality results, the STUDIO is large enough to produce full-scale parts, while being an ideal size to fit within any working and production environment.

Optimal Printing Temperatures

The Fast-Heating Print Bed



Preparation time is significantly reduced for all print projects by the fast-heating print bed. Capable of quickly reaching 100 °C for optimal print bed adhesion with a variety of high-quality materials. An inductive sensor enables semi-automatic print bed levelling to ensure optimal calibration and maximum control.

Easy & Intuitive

The New Slicer




BigRep's proprietary BLADE slicing software provides presets for all BigRep-compatible materials while enabling maximum control of all printing parameters – making for a rapid, easy start to printing. The integrated estimation engine provides accurate printing time and material use predictions to optimize productivity efficiently. BLADE is one of the fastest and most precise slicers on the market, specially designed for large-format prints.

Compact Enough For Any Space

Massive Build Volume & Low Noise Emission

The STUDIO has a generous build volume of 1000 x 500 x 500 mm, engineered in an office-ready machine. Its compact design, low noise emission, and filtration system make the BigRep STUDIO perfectly suited for both production and office spaces.



TECHNICAL SPECIFICATIONS

Fitting neatly into an ergonomically designed, space-saving package, the BigRep STUDIO is an advanced additive system that punches above its class to deliver top-grade results.

Version	STUDIO.2
Build volume	x 1000 y 500 z 500 mm (x 39.5 y 19.5 z 19.5 in)
Layer height resolution	0.1 – 0.6 mm
Acceleration	Up to 600 mm/s²
Extruder	Dual extruder Equipped with two hot ends (0.6 or 1.0 mm diameter)
Printing technology	Fused Filament Fabrication (FFF / FDM)
Recommended BigRep Materials	ASA, HI-TEMP, HI-TEMP CF, PETG, PLA, PLX, PRO HT, TPU 98A Open for 3rd party materials
Support Materials	BVOH Open for 3rd party materials
Printer weight	Approx. 550 kg (1210 lbs)
Size	x 1715 y 1170 z 1765 (mm) (x 67.5 y 46 z 69.5 in)
Power	208 V - 240 V, 16 A, 50/60 Hz
Safety certifications	CE approved

ENGINEERED IN GERMANY

BigRep STUDIO printers are engineered in the heart of Germany. BigRep's experts designed and engineered the STUDIO for long-term performance, applying the highest standards to its manufacturing processes.

Made for professionals who know and expect the best quality prints, every time.

BIGREP SOFTWARE SOLUTIONS

bigrep **CONNECT**

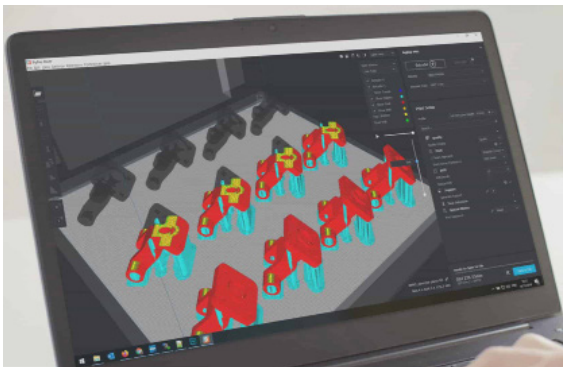
UNLOCK **DATA**. DISCOVER **CONVENIENCE**.



BigRep CONNECT is a **one-stop platform** connecting you with your BigRep printers, boosting productivity with remote monitoring and data analytics. It's fully web-based, giving you access no matter where you are or what device you use. **Monitor printer status** including temperatures, loaded material, and running updates. BigRep CONNECT's **print job management** lets you upload files, organize your job queue, preview prints, check elapsed and remaining print time, and much more. With **team management**, you can create user accounts with designated access to printers and custom user rights. BigRep CONNECT's **printing analytics** gives you statistical data - like printer and filament usage - so you can optimize your production to get the most from your BigRep 3D printer. Best of all: **it's free!**

bigrep **BLADE**

PREP **FASTER**. PRINT **SMARTER**.

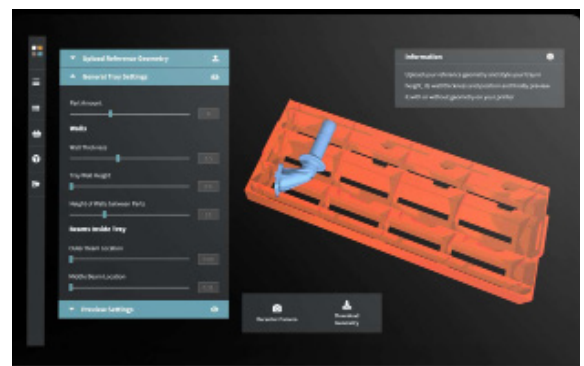


BLADE, BigRep's easy to use slicer software, allows for greater control of printing parameters on all BigRep large-format 3D printers. Its integrated estimation engine gives accurate printing time and material use predictions for unmatched planning and productivity.

bigrep **FLOW**

WORKFLOW **AUTOMATION**
FOR **TOOLS** THAT **WORK**.

A new customizable SaaS solution that makes application engineering for 3D printed jigs, fixtures, and manufacturing aids easier than ever, with no design skills or 3D printing experience required.





www.ImpacSystems.com

bigrep.com



EUROPE

Gneisenaustraße 66
10961 Berlin
Germany
Phone +49 30 20 84 82 60

NORTH AMERICA

50-E Concord Street
Suite 100, Wilmington, MA 01887
United States
Phone +1 781 281 0569

APAC

201 Henderson Road
Apex@Henderson #03-13
Singapore 159545
Phone +65 6909 8191 / 9793 25 15

Release Date
2021/11